

NEET UG 2026

All India Counselling Kit

A premium parent-facing planning guide for AIQ, state quota, deemed universities, management quota, NRI seats, documents, fees and choice filling.

AIQ + State

Low Score Planning

Fee Reality



 FOR PARENTS

Budget clarity

 FOR STUDENTS

Choice strategy

 FOR COUNSELLORS

Clean workflow

Free profile review

WhatsApp: +91 91126 50438 | findurcollege.com

Inside The Kit

02

A quick map families can scan before counselling starts.

01

Counselling landscape

Where AIQ, state quota, deemed and private seats fit.

02

60-day journey

What to do from scorecard to reporting.

03

Document readiness

Files that must be correct before choice filling.

04

Quota reality

Eligibility and rules that change by authority.

05

Score-budget map

How score ranges and budgets shape realistic routes.

06

Fee planning

Tuition, hostel, deposits, bonds and payment safety.

07

Choice filling

Dream, target and safe college ordering.

08

Rounds and upgrades

Where freeze, float, resign and report decisions matter.

09

Shortlist worksheet

A practical college-comparison template.

10

Parent FAQs

Short answers to high-pressure questions.

11

Red flags

Admission-safety rules for families.

12

FindUrCollege workflow

How we support profile audit to reporting.

Use this as a planning guide, not a promise

Counselling authorities control eligibility, allotment, round rules and reporting. Use this kit to prepare, then verify final details on official portals before payment or choice locking.

NEET UG Counselling Landscape

03

A simple route map before families start comparing colleges.

Start with the candidate profile: rank, category, domicile, documents and budget

AIQ

MCC route for AIQ, central institutions and selected categories.

State quota

State authority route where domicile, category and certificates matter.

Deemed

MCC deemed-university route. Fees and deposits need careful planning.

Private / open

State-specific private, management or open-state options where allowed.

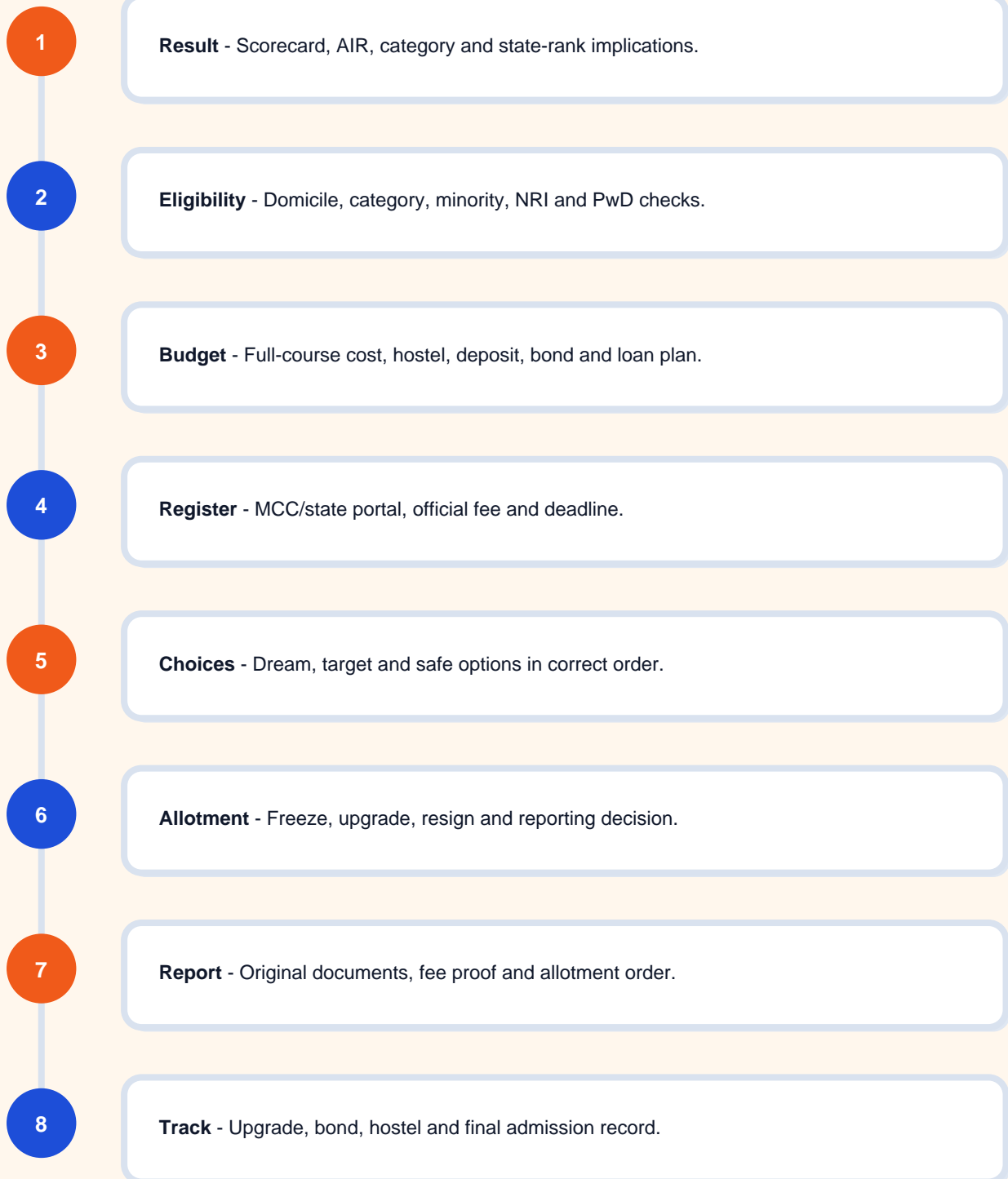
Counselling truth

NEET qualification makes a candidate eligible to participate. Seat outcome depends on rank, category, domicile, budget, document accuracy, round timing and choice order.

The 60-Day Counselling Journey

04

The practical sequence from scorecard to reporting.



Documents Checklist

05

Prepare originals, scans and photocopies before the counselling window opens.

OK

Identity and exam

- NEET admit card
- NEET scorecard
- Aadhaar or government photo ID
- Recent passport-size photos

OK

Academic records

- Class 10 certificate
- Class 12 marksheet
- Transfer or migration certificate
- Conduct certificate, if required

OK

Quota documents

- OBC-NCL / EWS certificate
- SC / ST certificate
- PwD certificate
- Minority / NRI documents, if applicable

OK

Reporting pack

- Registration slip
- Allotment order
- Fee payment proof
- Bond or undertaking forms, if required

Upload item	Common format	Common size	Risk if wrong
Photograph	JPG / JPEG	Portal-specific	Application may be rejected
Signature	JPG / JPEG	Portal-specific	Upload failure
Scorecard	PDF / JPG	Portal-specific	Verification delay
Category proof	PDF / JPG	Portal-specific	Category benefit may be denied

Seat Types And Quotas

Explain quota before discussing colleges. Wrong quota assumptions create bad shortlists.

Seat type	Who normally runs it	What to verify
AIQ government	MCC	Category, rank, reporting rules and bond
State quota	State authority	Domicile, category certificate and state bond
Private state quota	State authority	Open-state rules, fees and hostel
Management quota	State / college route as permitted	Official process, no cash and no off-portal promise
Deemed self-financed	MCC deemed counselling	Annual fee, deposits and NRI conversion rules
NRI quota	MCC/state/institute as applicable	Sponsor eligibility, documents and currency risk

Do not use universal quota rules

Private MBBS rules are state-specific. A route available in one state may not be available in another. Minority, NRI, institutional and open-state rules can change by prospectus.

Possible if eligible

Risky without proof

Never guarantee

Score-Budget Reality Map

07

This is the page families need when a candidate has low marks and a tight budget.

Score range	Budget signal	Counselling interpretation
Below 200	Any budget	India MBBS is high-risk. Discuss BDS/BAMS/allied health or abroad backup unless a verified official route exists.
200-300	Below Rs 30 lakh	Usually too tight for private MBBS. Do not promise. Check government/category/ESIC or backup routes.
200-300	Rs 30-60 lakh	Explore only after state openness, fee circular and round behaviour are verified.
300-400	Rs 60 lakh-1 crore	State-wise private options may become realistic, but shortlist must be fee-led.
400-500	Rs 60 lakh+	More realistic private/deemed planning range. Still verify cutoff, fee, bond and documents.

What to tell a 200-score family






Be direct: Rs 30 lakh full-course budget is usually not enough for a safe private MBBS plan in India. If they still want MBBS, increase budget or consider verified backup routes.

What to ask first

Score, AIR, category, domicile, annual and full-course budget, hostel need, acceptable states and willingness for BDS/BAMS/abroad backup.

Fee And Deposit Planning

Families should know cash-flow before locking choices.

Tuition		Annual and total academic-duration fee
Hostel / mess		Mandatory or optional, annual increment
Security deposit		Refundable timeline and forfeit rule
Miscellaneous		Exam, lab, library and university charges
Bond risk		Service period and penalty, if any

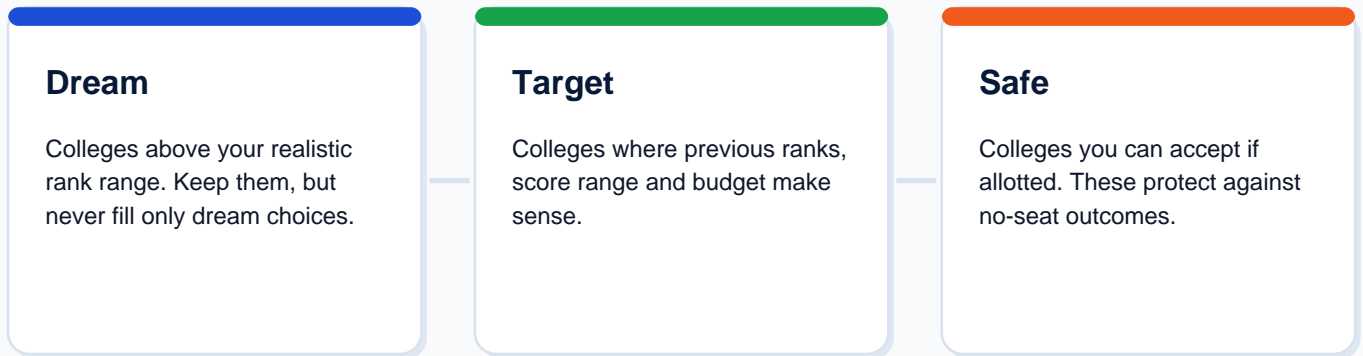
Payment safety rule

Pay only through an official portal or verified college bank account after allotment/reporting instruction. Avoid cash, seat-blocking amounts and verbal packages.

Cost head	Question to ask	Why it matters
Loan	Collateral, moratorium and co-applicant?	High-fee MBBS needs cash-flow planning.
Refund	When is the security returned?	Wrong round action can cost money.
Hostel	Mandatory, optional or waitlisted?	Can add lakhs over the course.

Choice Filling Framework

The most expensive mistake is filling too few choices or ordering emotionally.



OK Before locking

- Check official fee circular.
- Confirm bond and hostel.
- Keep screenshots and final PDF.
- Review all choices after budget changes.

OK Avoid

- Only 2-3 colleges.
- Famous college bias.
- Ignoring safe lower-fee options.
- Trusting WhatsApp-only cutoff claims.

FindUrCollege counsellor check

We map each option against rank, category, domicile, state eligibility, total cost, round behaviour and willingness to relocate.

Rounds, Upgrade And Reporting

10

Each round has different risk. Read the rulebook before taking action.

Round 1

Understand free exit, reporting and upgrade options for the specific authority.

Round 2

Actions start becoming serious. Resignation and deposit rules may tighten.

Mop-up

Often used after earlier vacancies. Eligibility depends on previous participation.

Stray vacancy

Last-stage opportunity, but also the highest confusion stage. Avoid assumptions.

Decision	Ask before acting	Why
Freeze / accept	Am I happy with this seat and cost?	May stop upgrade options.
Upgrade / float	What happens to current seat?	New allotment can replace old seat.
Resign / withdraw	Will deposit be forfeited?	Timing can create financial loss.
Do nothing	Does non-response cancel seat?	Many portals treat silence as rejection.

College Shortlist Worksheet

A simple scoring page families can use before final choice filling.

College	Fee fit	Rank fit	Location	Docs / quota	Final bucket
College A	High / ok / no	Dream / target / safe	Acceptable?	Eligible?	Dream
College B	High / ok / no	Dream / target / safe	Acceptable?	Eligible?	Target
College C	High / ok / no	Dream / target / safe	Acceptable?	Eligible?	Safe
College D	High / ok / no	Dream / target / safe	Acceptable?	Eligible?	Backup
College E	High / ok / no	Dream / target / safe	Acceptable?	Eligible?	Remove

Keep

A college stays only if it passes fee fit, eligibility, reporting feasibility and family acceptance.

Remove

Remove colleges where fee is unclear, quota eligibility is weak, or the family would not report even if allotted.

Good shortlist rule: every final choice should be something the student can actually join if allotted.

Parent FAQs

12

Short answers for high-pressure counselling questions.

1

Can I register for AIQ and state counselling both?

Usually yes, because MCC and state counselling run separately. Compare official allotments before final decisions.

2

Is AIQ only for top rankers?

No. Competition is high, but AIQ includes different institutes, categories and rounds. Practical availability depends on rank and category.

3

Can a low-score student get MBBS?

Maybe, but budget, category, domicile, state rules and round behaviour decide. At very low scores, avoid guarantees.

4

How many colleges should I add?

Enough to cover dream, target and safe options. A tiny list can leave you without a seat.

5

Can missing documents cancel a seat?

Yes. Name mismatch, expired certificate or wrong format can delay or cancel verification.

Admission Safety And Red Flags

13

A strong counselling brand protects families from false promises.

OK

Red flags

- Guaranteed MBBS seat in a named college.
- Cash payment or account not matching institution.
- No official allotment letter but urgent payment demand.
- Promise of changing category or domicile.
- Fee package lower than official circular with no written proof.

OK

Safe actions

- Verify every portal URL before payment.
- Keep receipts and screenshots.
- Read refund, bond and resignation rules.
- Check NMC recognition and intake.
- Use written college/state fee circulars.

FindUrCollege promise

We shortlist and guide; we do not claim guaranteed admission to any specific MBBS college. Final allotment is controlled by official counselling authorities and institutional eligibility rules.

How FindUrCollege Helps

A counselling workflow for families who need clarity before spending lakhs.

- 1 Profile audit**
NEET score, category, domicile, budget, location and backup preference.
- 2 Reality map**
Possible, risky and not-recommended routes explained clearly.
- 3 College shortlist**
Dream, target and safe list with fee and round risk.
- 4 Document prep**
Checklist, certificates, upload formats and reporting files.
- 5 Choice filling**
Order review before final lock/submission.
- 6 Round support**
Allotment interpretation, upgrade/resignation/reporting guidance.



Contact

WhatsApp: +91 91126 50438 | Email: support@findurcollege.com | Web: findurcollege.com | Office: Baner, Pune

Official Portals To Verify

Use this page before any family payment, reporting or final submission.

Purpose	Official source to check
NEET UG exam/result/admit card	neet.nta.nic.in
All India Quota, deemed, central counselling	mcc.nic.in
NMC recognition/intake	nmc.org.in
Maharashtra counselling	State CET Cell Maharashtra
Karnataka counselling	KEA
Tamil Nadu counselling	TN DMER / Selection Committee
Uttar Pradesh counselling	UP DGME
Bihar counselling	BCECEB
West Bengal counselling	WBMCC / state authority

Final verification checklist

Download the current round bulletin, check the seat matrix and fee circular for the same year and round, confirm reporting deadline, and verify refund/security deposit rules before freeze, upgrade, resign or withdraw.

Ready for NEET UG counselling?

Send your NEET score, category, domicile, preferred states and full-course budget. We will map realistic MBBS/BDS/BAMS/back-up routes before you lock choices.

For parents

Get a clear budget and risk view before paying registration fees or visiting colleges.

For students

Understand which choices are ambitious, realistic and safe for your rank.

FindUrCollege

WhatsApp: +91 91126 50438

Email: support@findurcollege.com

Website: findurcollege.com